



Beginner Bridge Bulletin

Learning from the African Zonal.



Hello all, Carol, your friendly beginner bridge teacher here. Today I started playing in the African bridge Zonal championships. If we win or come second we will represent Africa in the world championships later this year.

Everyday a bulletin is posted on the African Bridge Federation site. This bulletin keeps the world updated with regards to scores and schedules and highlights interesting hands. If you are interested in checking it out, please click the link below.

https://www.bridgewebs.com/cgi-bin/bwop/bw.cgi?club=abf&pid=display_page20

Unfortunately, the official bulletin is very often targeted towards intermediate/ advanced and experienced bridge players. With you in mind, I decided to create my own little bulletin which hopefully you can use to learn new and useful conventions. These conventions are aimed at the level you are currently at or at the level you should be working towards.

Everyday I will highlight one useful convention. I will explain how it was used, why we use it and provide notes on it so that you too can hopefully discuss with a partner and begin playing the various conventions.

I will also be running mini courses on the various conventions introduced here. These courses will be for 4 people at a time (I will give you various time slots you can choose from), we will have 30- 45 minutes of a lesson on zoom and then practice the convention on BBO for 1.5 hours. If you are interested then have a look at the offered courses and then email me to sign up.



Today's featured system:

Defense - suit preference

Defense is hard. It is probably the hardest part of the game. It is also the part of the game that we do the most. We declare 25% of the time, we are dummy 25% of the time, and therefore we defend 50% of the time. If you want to be a good bridge player, learn how to communicate with your partner. If there is one thing and one thing only you decide to invest your time in, then defense should be it.

How do we communicate with Partner as a defender?

We choose different card combinations or different denominations of cards to tell our partner if we like or hate their lead, what suit to play next and how many cards we have in a specific suit. So essentially there are three types of signals you can send using different sequences of card play:

- A) Attitude signals**
- B) Suit Preference signals**
- C) Count signals**

I will briefly introduce you to the various types of signals before discussing a few hands from the tournament....



Attitude Signaling

In the bridge world there are different ways to signal if you like a lead or you need partner to switch suits. It doesn't matter which one you prefer as long as you play the same signaling style as your partner.

Standard signaling:

High card = please continue this suit

Lowest card = please switch suits

If you want a switch: Play your lowest card

If you don't want a switch you play your highest card

But, you can't tell your partner what you want a switch to. Your partner will have to look at the dummy, recall the bidding and try to find the right card to switch to.

Upside down signaling (most expert players use this signaling style).

Lowest card = please continue this suit... **low I like**

High card = please switch suits.... **High I hate**

If you want a switch: Play your highest non important card

If you don't want a switch you play your lowest card

But, you can't tell your partner what you want a switch to. Your partner will have to look at the dummy, recall the bidding and try to find the right card to switch to.

Roman signaling.

Odd card = please continue this suit... **odds are Gods**

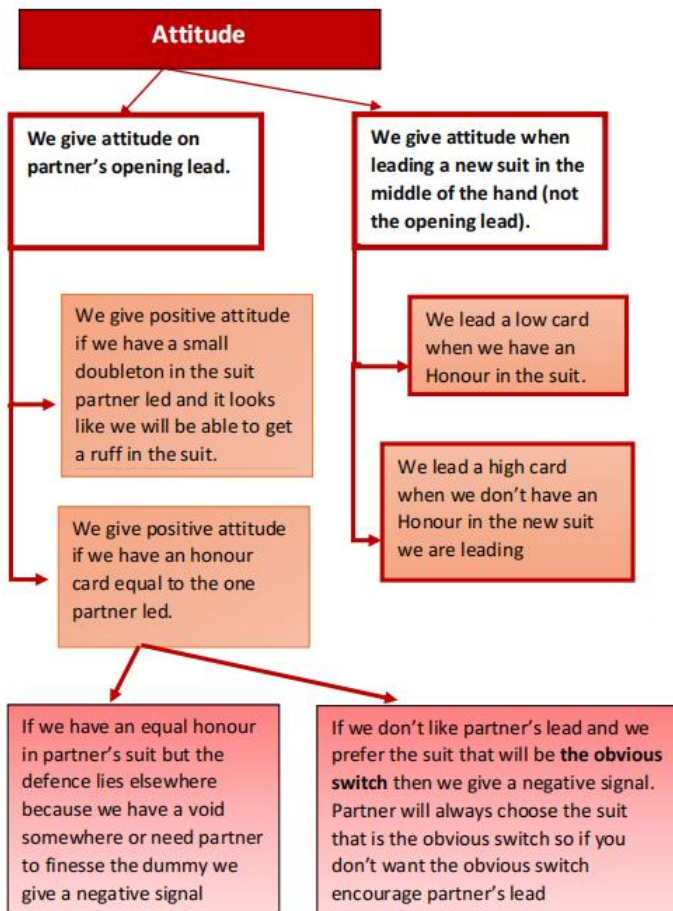
Even card = please continue this suit... **evens are evil**

If you want a switch: Play an even card


If you don't want a switch you play an odd card

Attitude signals

When do we give them?




Have a look at some of the hands below with the leads and decide if you like the lead or not

	♠ AQ1054 ♥ 852 ♦ 1096 ♣ A6
♠ K98 ♥ KJ ♦ AQ432 ♣ 42	

You are North and your partner leads the Jack of ♠, and a small spade is played by dummy. Do you like or dislike the lead?

What card do you play to tell your partner this information?

	♠ J103 ♥ 10654 ♦ Q ♣ AK63																				
♠ 7 ♥ J9732 ♦ KJ9632 ♣ Q	<table border="1"> <thead> <tr> <th></th> <th>W</th> <th>N</th> <th>E</th> <th>S</th> </tr> </thead> <tbody> <tr> <td>1♠</td> <td>P</td> <td>P</td> <td>2♠*</td> <td>2♦</td> </tr> <tr> <td>P</td> <td></td> <td>3♦</td> <td>P</td> <td>P</td> </tr> <tr> <td>3♠</td> <td>P</td> <td>P</td> <td>P</td> <td>P</td> </tr> </tbody> </table>		W	N	E	S	1♠	P	P	2♠*	2♦	P		3♦	P	P	3♠	P	P	P	P
	W	N	E	S																	
1♠	P	P	2♠*	2♦																	
P		3♦	P	P																	
3♠	P	P	P	P																	

You are South and your partner leads the Ace of ♦. Do you like the lead or should your partner switch suits?

What card do you play to tell your partner?



Suit preference Signaling

This applies when you **know** your partner wants a ruff and needs to know how to get into your hand.

It also applies when your partner leads a suit and that suit is **VERY strong in dummy** or there is only a **singleton**. Partner won't continue the suit so you can tell your partner which suit to play next.

When partner is looking for what suit to continue 2 suits have been removed from the consideration; the suit that was led and the trump suit. Therefore there are only two suits remaining. If you want the higher ranking suit of the remaining two, play a high card in the led suit. If you want the lower ranking suit of the remaining two, play a low card in the led suit.

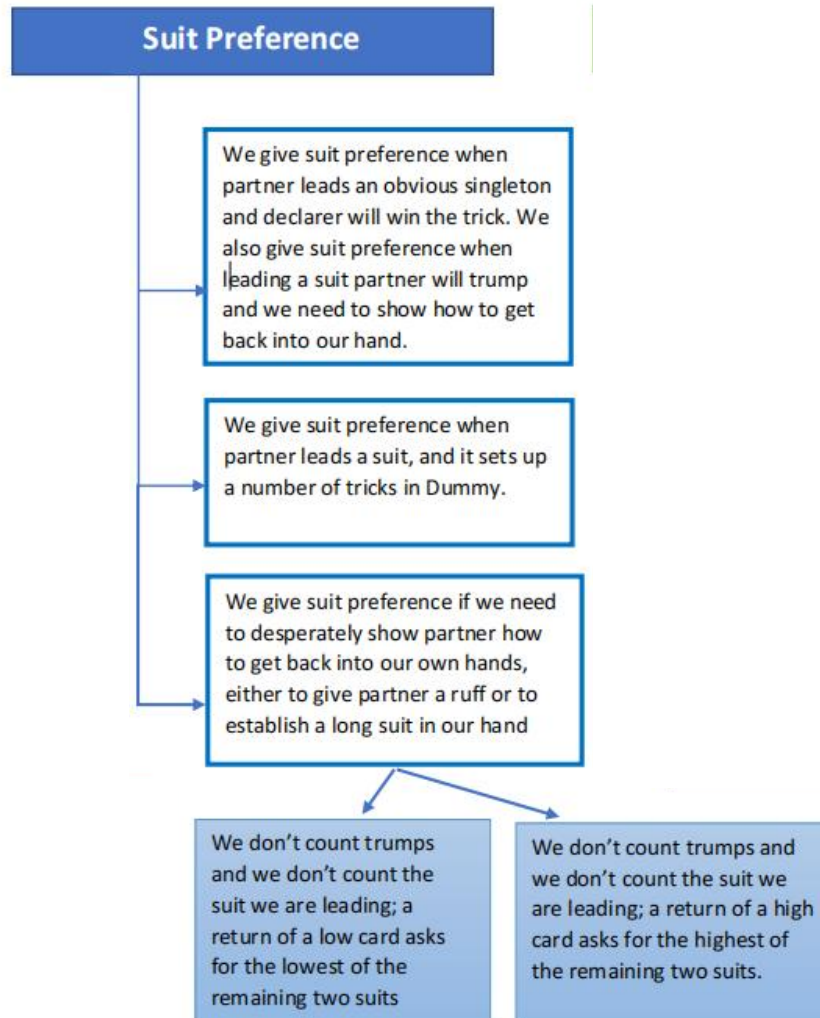
High card = switch to the higher-ranking suit

Low card = switch to the lower-ranking suit

Remember we ONLY give suit preference if it is OBVIOUS partner wont or cant continue the suit they led.

Suit Preference signals

When do we give them?



Suit Preference signals

Examples from the tournament!

		♠ QJ106 ♥ K653 ♦ — ♣ A973																									
♠ A743 ♥ Q10 ♦ J963 ♣ 642		<table border="1"> <thead> <tr> <th>W</th> <th>N</th> <th>E</th> <th>S</th> </tr> </thead> <tbody> <tr> <td></td> <td></td> <td>P</td> <td>P</td> </tr> <tr> <td>1♥</td> <td>2♦</td> <td>2NT*</td> <td>3♦</td> </tr> <tr> <td>P</td> <td>3♥</td> <td>X</td> <td>P</td> </tr> <tr> <td>P</td> <td>4♦</td> <td>4♥</td> <td>P</td> </tr> <tr> <td>P</td> <td>P</td> <td></td> <td></td> </tr> </tbody> </table>		W	N	E	S			P	P	1♥	2♦	2NT*	3♦	P	3♥	X	P	P	4♦	4♥	P	P	P		
W	N	E	S																								
		P	P																								
1♥	2♦	2NT*	3♦																								
P	3♥	X	P																								
P	4♦	4♥	P																								
P	P																										

Partner leads the Ace of ♦.

Question 1: Will partner continue the diamonds after winning the Ace?

- No, as it will be ruffed

Question 2: So what information does partner need?

- What suit to come next

Question 3: What card should you play to show you have a good ♠ card?

- Partner won't play a ♦ and the wont play a ♥ (trumps) so there are only 2 suits left... ♣ and ♠, Spades are the higher ranking suit so to tell partner you like Spades play a HIGH ♦ (**High card = higher ranking suit**)

		♠ A75 ♥ — ♦ K987532 ♣ 64																	
♠ K1098 ♥ K10762 ♦ J104 ♣ 10		<table border="1"> <thead> <tr> <th>W</th> <th>N</th> <th>E</th> <th>S</th> </tr> </thead> <tbody> <tr> <td></td> <td></td> <td></td> <td>P</td> </tr> <tr> <td>1♣</td> <td>1♥</td> <td>3♦*</td> <td>4♥</td> </tr> <tr> <td>5♣</td> <td>P</td> <td>P</td> <td>P</td> </tr> </tbody> </table>		W	N	E	S				P	1♣	1♥	3♦*	4♥	5♣	P	P	P
W	N	E	S																
			P																
1♣	1♥	3♦*	4♥																
5♣	P	P	P																

Question 1: Will partner continue the hearts after winning the Ace?

- No, as it will be ruffed

Question 2: So what information does partner need?


- What suit to come next

Question 3: What card should you play to show you have a good ♠ card?

- Partner won't play a ♥ and the wont play a ♣ (trumps) so there are only 2 suits left... ♦ and ♠, Spades are the higher ranking suit so to tell partner you like Spades play a HIGH ♥ (**High card = higher ranking suit**)

Suit Preference signals

Examples from the tournament!

	♠ Q ♥ K1075 ♦ Q108 ♣ AK104																				
♠ K987 ♥ J8 ♦ AJ43 ♣ 753	<table border="1"><thead><tr><th>W</th><th>N</th><th>E</th><th>S</th></tr></thead><tbody><tr><td></td><td>P</td><td>1♦</td><td>P</td></tr><tr><td>1♥</td><td>P</td><td>2♥</td><td>P</td></tr><tr><td>3♦</td><td>P</td><td>4♥</td><td>P</td></tr><tr><td>P</td><td>P</td><td></td><td></td></tr></tbody></table>	W	N	E	S		P	1♦	P	1♥	P	2♥	P	3♦	P	4♥	P	P	P		
W	N	E	S																		
	P	1♦	P																		
1♥	P	2♥	P																		
3♦	P	4♥	P																		
P	P																				

Partner leads the 6 of ♦ against a 4 ♥ contract.

Let's start by analyzing the lead. Both East and West have bid diamonds. What do we think this diamond lead is? My money would be on it being a **singleton**. Why would partner lead a suit that is clearly the declarer's 2nd best suit... the only thing that makes sense is that it is a **shortage**. Therefore THIS IS NOT THE TIME TO FINESSE DUMMY. We need to win it immediately and give partner a ruff.

After winning the Ace of diamonds we have to tell what partner should return so that we can give them ANOTHER ruff.

Partner won't lead a ♦ (they don't have any) and they won't lead a trump (♥) so that leaves 2 suits: ♣ and ♠. We have a high honour in ♠. Spades are the higher ranked suit out of ♣ and ♠. Therefore we have to lead a **high diamond to tell partner to come the higher of the other two suits**.

This is not the time to be subtle. **HELP YOUR PARTNER**. If you send the 4 of ♦ what will she think you want? She is NEVER EVER reading it as a high diamond. You have to sacrifice your Jack in the interest of the partnership. If you do... the contract goes down. If you don't your partner comes a ♣ and they make it!

If you are interested in learning more about defense then sign up for my mini defense courses:

Lesson 1: 3rd hand high and when 3rd hand low

Lesson 2: 2nd hand low and when to cover an honour with an honour

Lesson 3: Attitude signals

Lesson 4: Suit preference signals

4 lessons at your convenience. Once a week or multiple times in one week

Lesson structure: 45 minutes zoom followed by play and bidding on BBO (2 hours in total)

Price: R600 per person, 2400 per table for all 4 lessons

When: choose a slot....

Mon	Tues	Wed	Thurs	Fri	Sat	Sun
10-12	7-9 am	7-9	7-9	7-9	10-12	All day...
13-15			13-15			
20-22	19-21	19-21	20-22	19-21		

What do you do?

Get a table together - 4 people. Email me with the preferred time slot at: carolstantonbridge@gmail.com

